

Key Performance Indicators 2025

UNITAR tracks Key Performance Indicators (KPIs) to assess organizational performance against the Institute's strategic objectives. KPIs serve as the corporate performance dashboard, with measures on event delivery, gender and development status of beneficiaries, certification, participant feedback and utilization, and financial metrics.



OUTREACH

LEARNING RELATED BENEFICIARY OUTREACH

CERTIFICATION OF COMPLETION RATE

% LDC, LLDCs, SIDS

% GENDER RATIO



EVENTS

% LEARNING-OUTCOME EVENTS

% EVENTS IN PARTNERSHIP




EVALUATION

% OVERALL USEFULNESS

% APPLICATION OF KNOWLEDGE & SKILLS

% APPLICATION OF KNOWLEDGE AND SKILLS - SDGs



FINANCE

MINIMUM OPERATIONAL RESERVE

BIENNIUM GROWTH RATE

% ANNUAL BUDGETARY PERFORMANCE



OUTREACH 2025

LEARNING RELATED
BENEFICIARY
OUTREACH

371,703

% TARGET

 **153%**

CERTIFICATION OF
COMPLETION RATE

MOOCs: 36%
Other : 56%

% TARGET

 MOOCs: 102 %

 Other: 124 %

LDCs, LLDCs, SIDS
IN LEARNING

20%

% TARGET

 **40%**

GENDER RATIO

NON-
MALE FEMALE BINARY

TARGET 50 | 50 | 0

ACTUAL 53 | 42 | 5

% TARGET

 **84%**



MARKERS:

 Above/on target

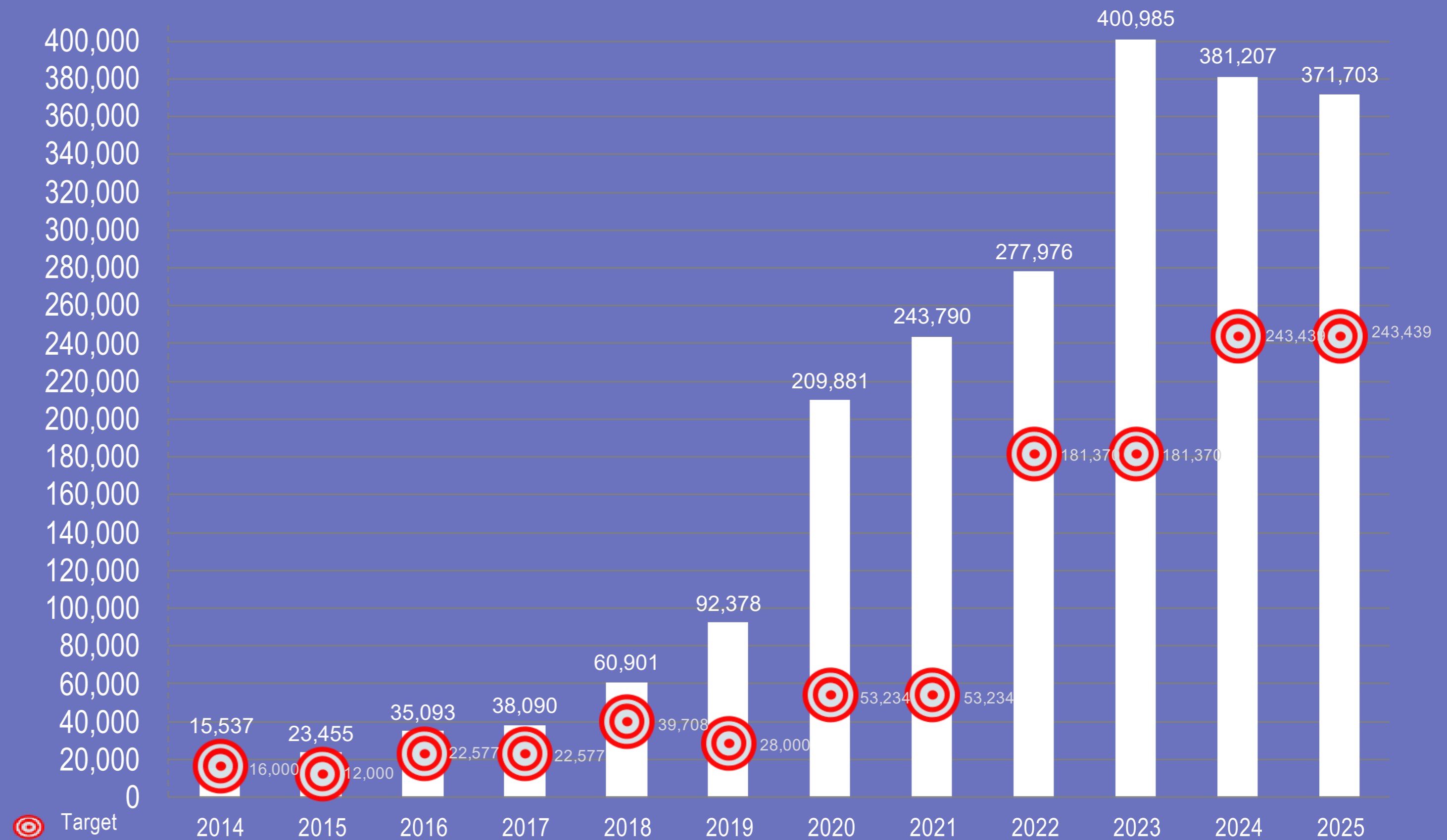
 Approaching target

 Below target

Details are provided on the following pages.

LEARNING-RELATED BENEFICIARY OUTREACH

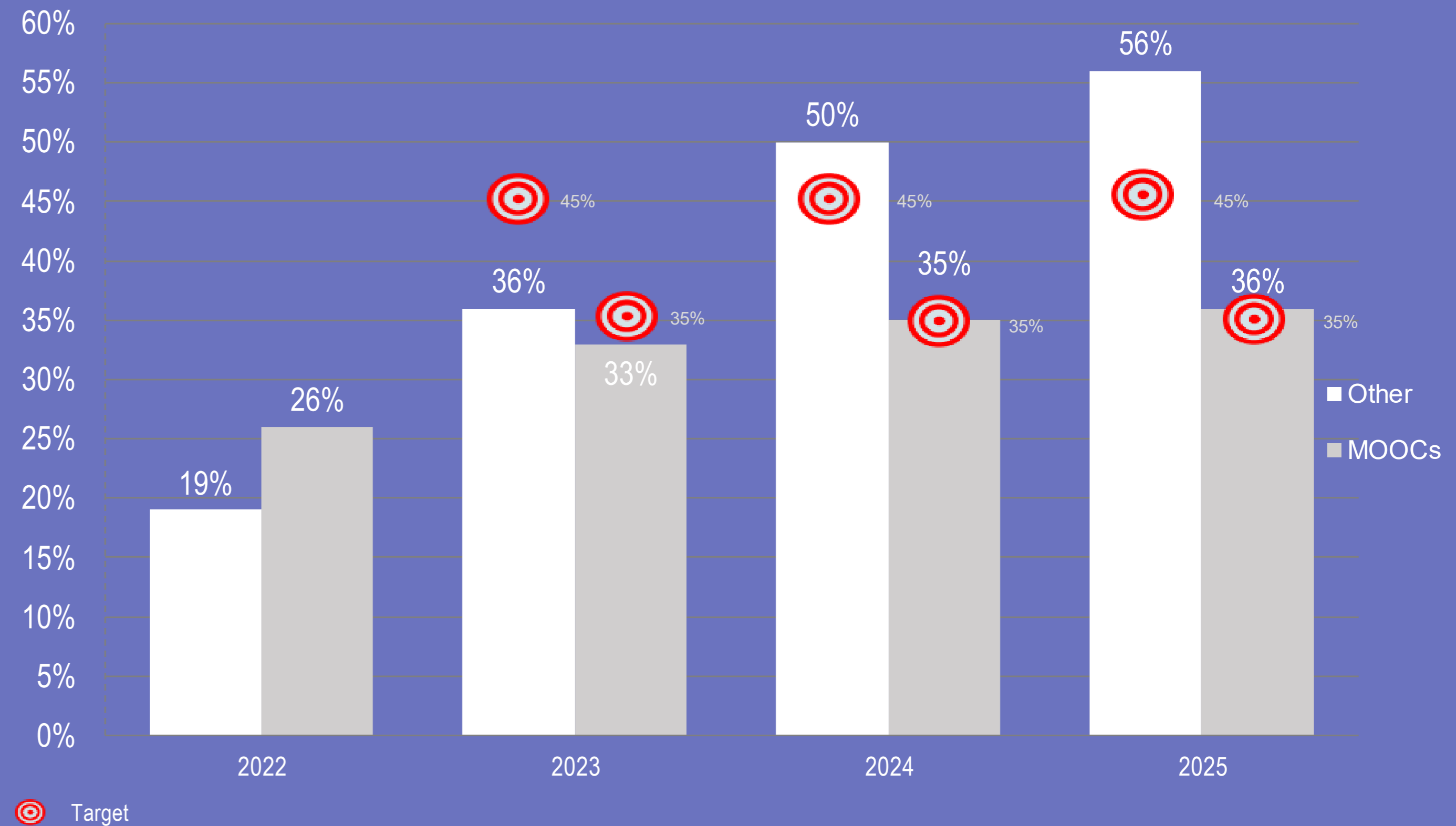
Refers to the total number of participations in events with learning objectives. The target is set at 50 per cent of the beneficiaries recorded in the programme budget. Not included are beneficiaries from large conferences, public lectures, side events, etc. (Prior to 2016, learning-related outreach included a small number of beneficiaries from training events without learning objectives.)





CERTIFICATION OF COMPLETION RATE

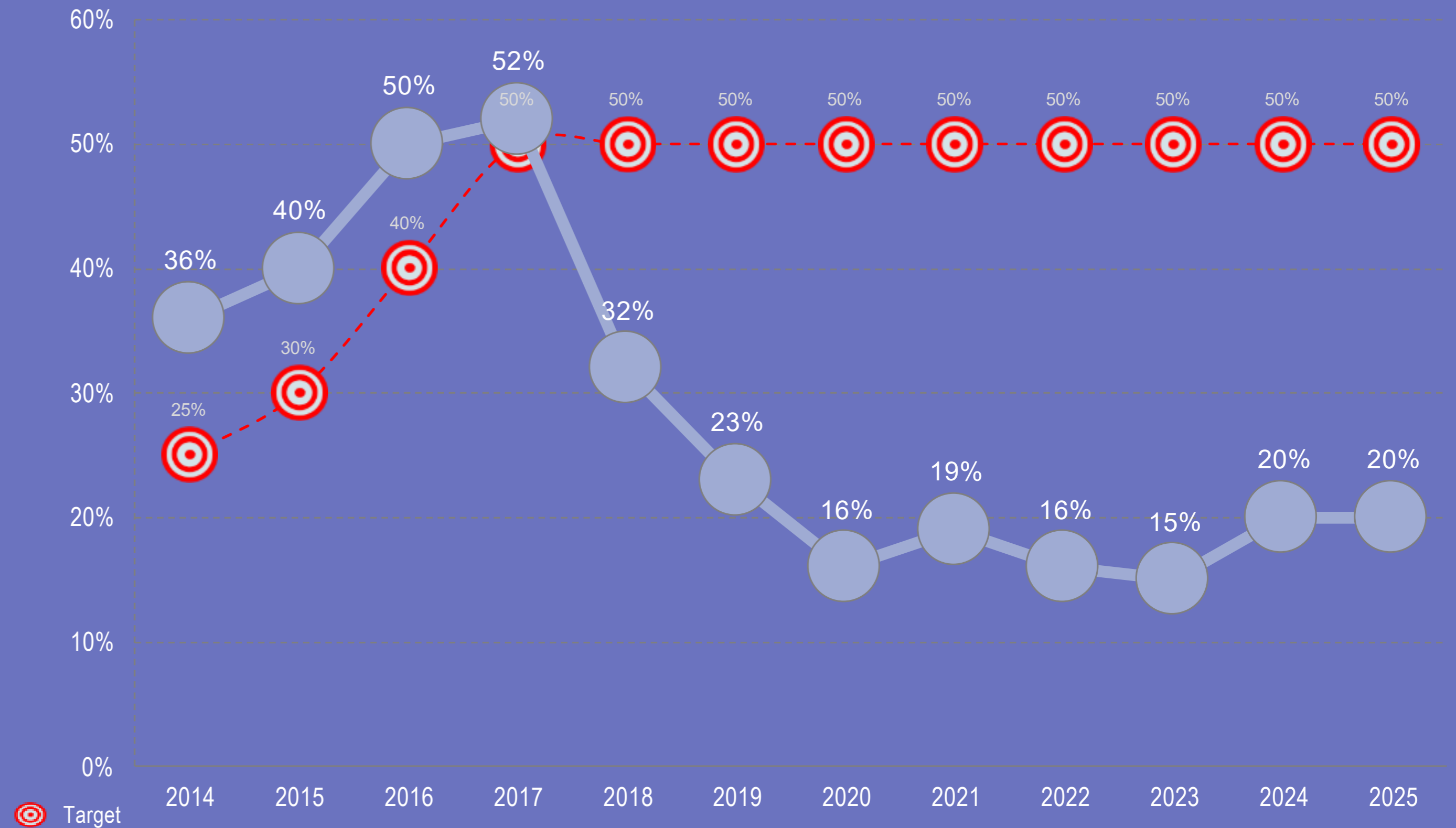
Refers to the percentage of learning-related beneficiaries from events with objective assessment of learning meeting certification of completion requirements according to the UNITAR Certification Policy. Management set the two targets in April 2024 following discussion and the results of the evaluation on learning certification. Self-paced, open enrolment events recorded in the Events Management System (EMS) are considered Massive Open Online Courses (MOOCs). "Other" refer to non-MOOC learning events i.e. face-to-face, online events by invitation, etc.





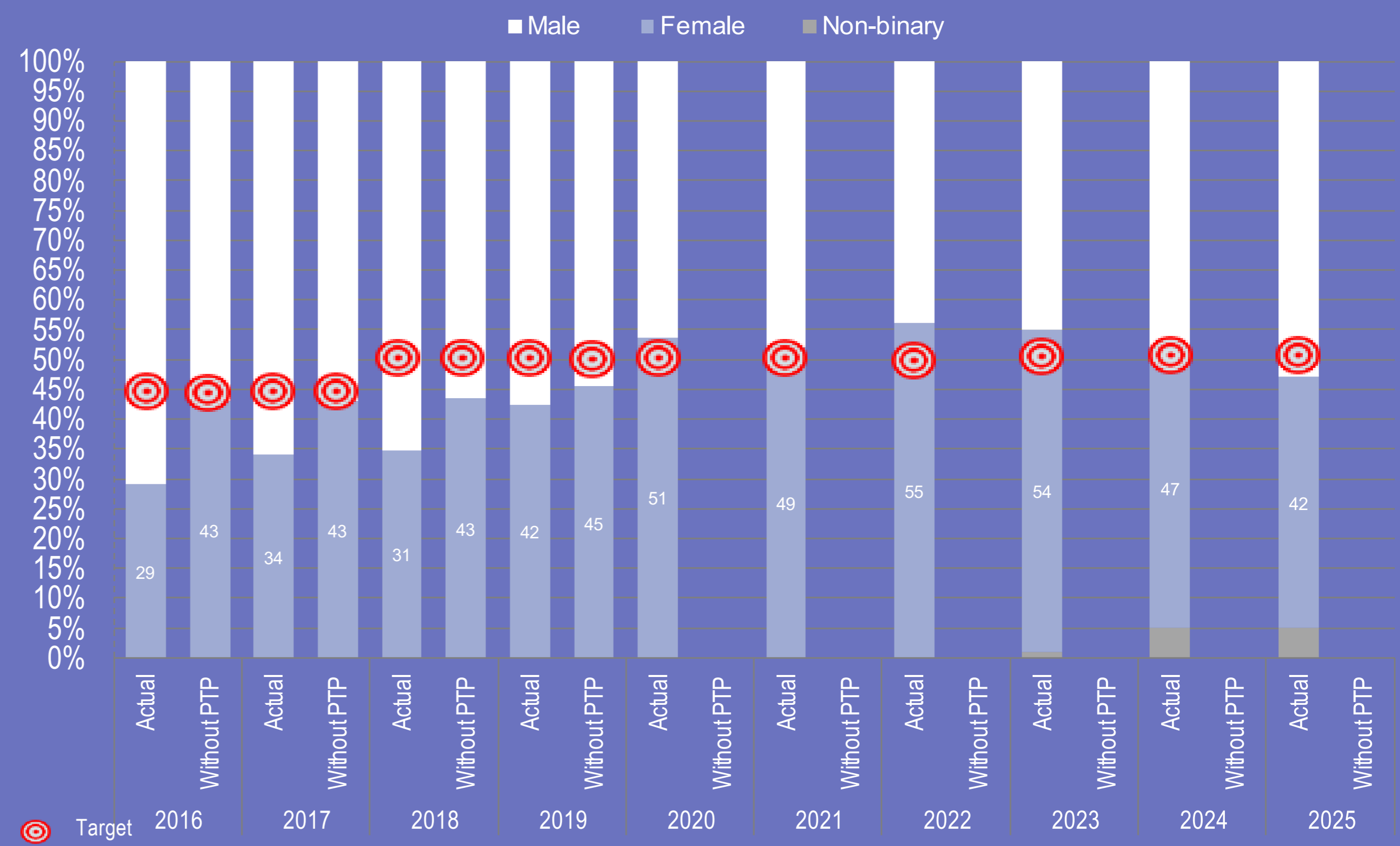
% OUTREACH PARTICIPANTS FROM LDCs, LLDCs, SIDS IN LEARNING EVENTS

Refers to the percentage of participants from LDCs, LLDCs and SIDS participating in learning-related events. This is a subset of the learning-related beneficiary outreach. The target is based on the crosscutting strategic objective on addressing learning gaps of beneficiaries most in need. Prior to 2016, UNITAR only tracked the LDC sub-category.



GENDER RATIO

Refers to the Male-Female ratio of beneficiaries recorded in learning-related events. From 2015 to 2019, UNITAR tracked the overall ratio as well as the ratio without Peacekeeping Training Programme statistics. In 2018 and 2019 participants had the possibility to select genders other than male and female; non binary was added in 2022.





EVENTS 2025

LEARNING OUTCOME
EVENTS

64%

% TARGET

● 91%

EVENTS IN
PARTNERSHIP

81%

% TARGET

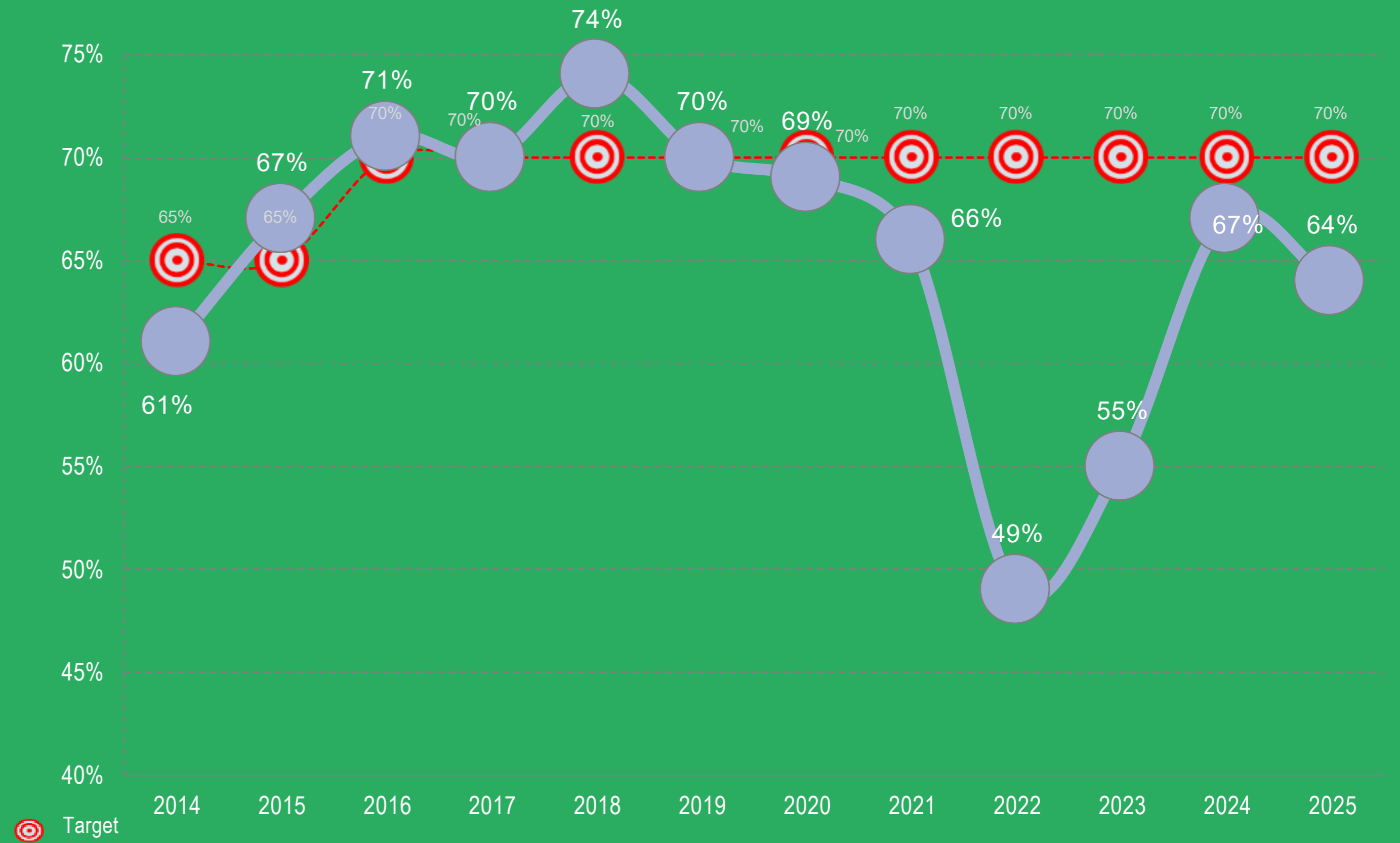
● 108%

MARKERS: ● Above/on target
● Approaching target
● Below target

Details are provided on the following pages.

% LEARNING OUTCOME EVENTS

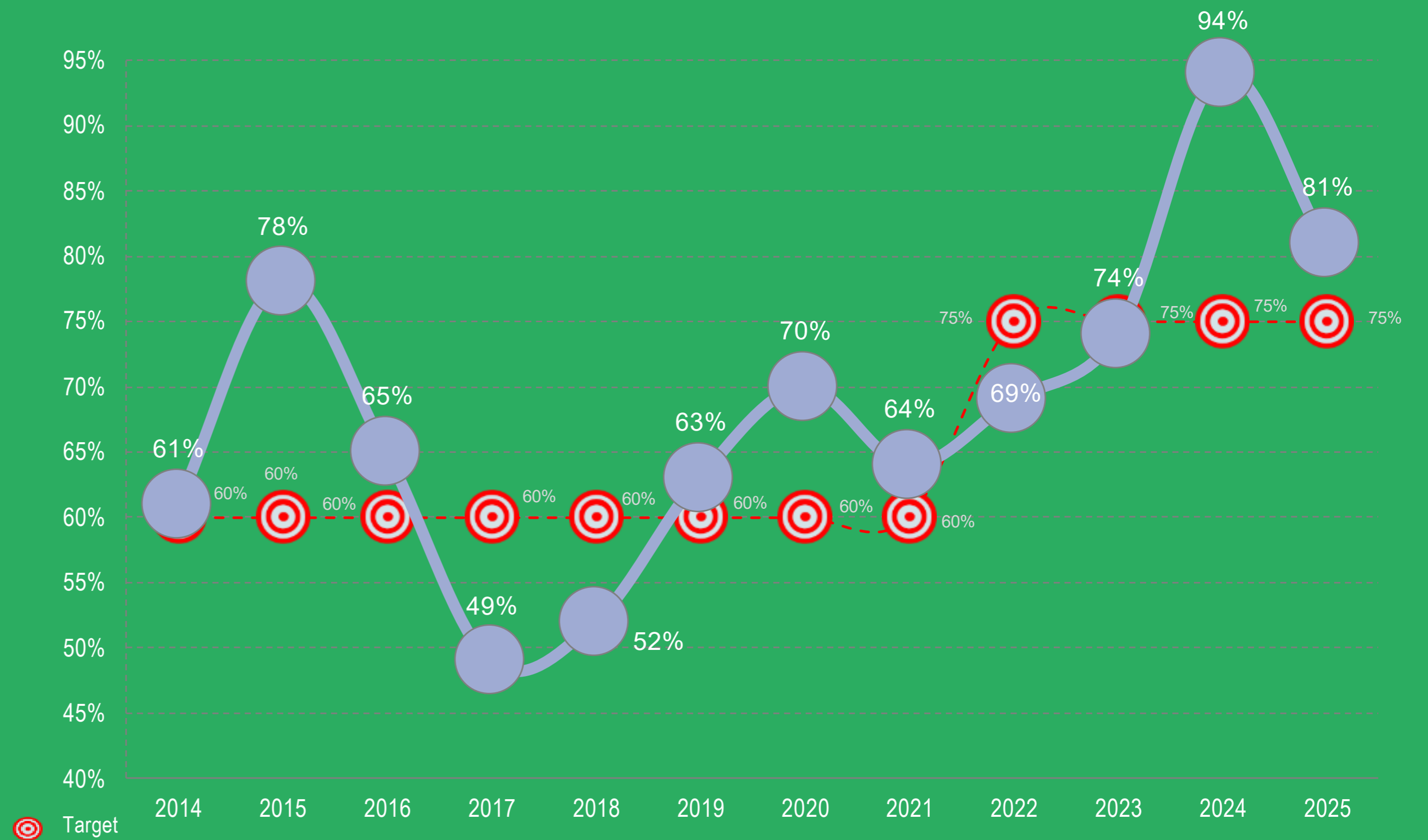
Percentage of events that have specific learning objectives, based on all events recorded in the EMS. The target was set with the objective to maintain the proportion of learning-related programming at two-thirds (70 per cent) of all events.





% EVENTS IN PARTNERSHIP

Percentage of events implemented with at least one partner, as recorded in the EMS. As partnership-building is a strategic pillar to the Institute's programming, Management has gradually increased this performance target since 2011. The target is set at 75 per cent.





EVALUATION 2025

OVERALL
USEFULNESS

91%

% TARGET

101%

APPLICATION OF
KNOWLEDGE AND
SKILLS

77%

% TARGET

96%

APPLICATION OF
KNOWLEDGE AND
SKILLS TO SDGs

87%

% TARGET

109%

MARKERS: ● Above/on target
● Approaching target
● Below target

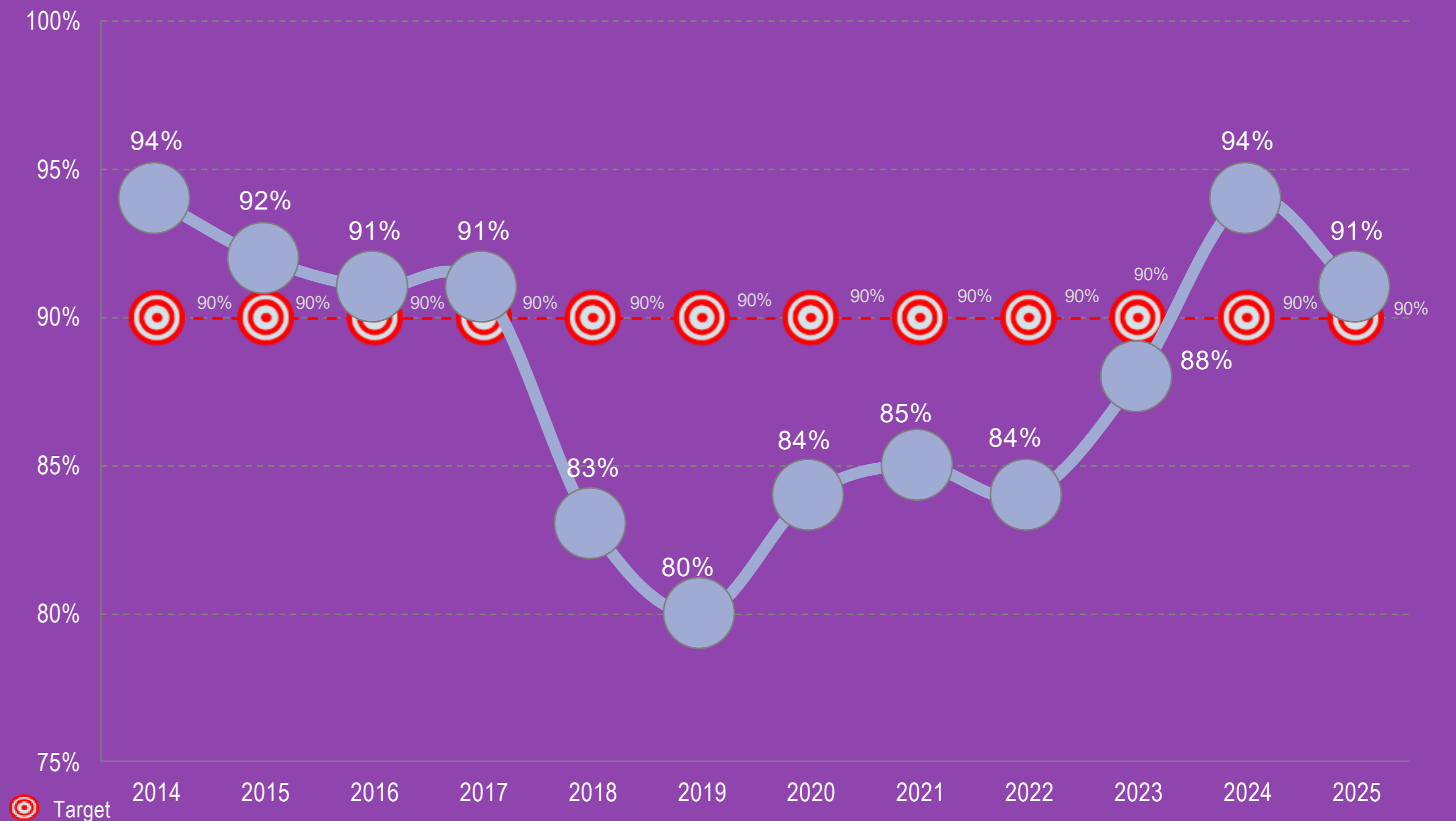
Details are provided on the following pages.



% OVERALL USEFULNESS

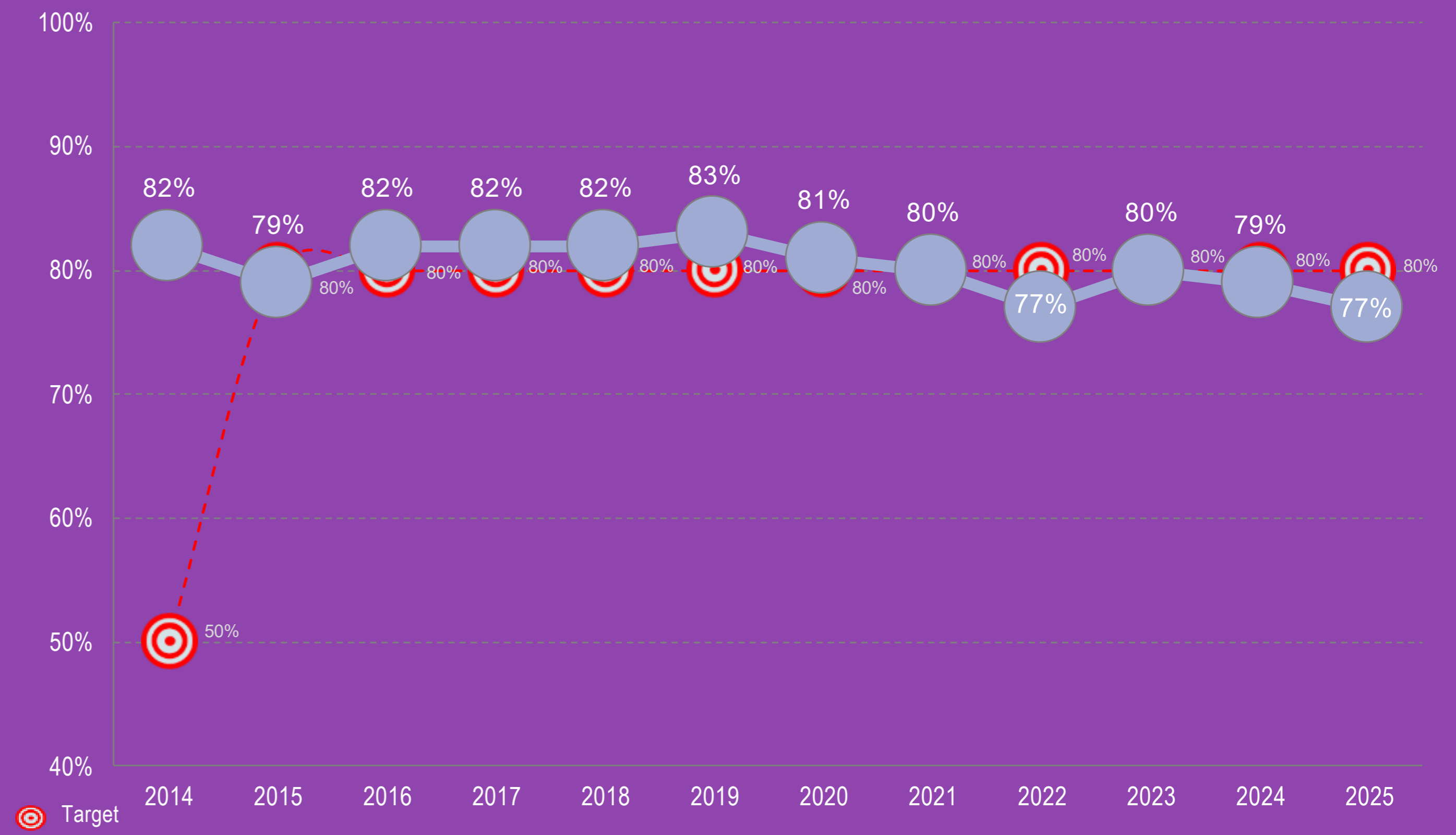
Percentage of respondents from learning-related events agreeing or strongly agreeing that the training was overall useful. Based on learning-related events with completed Kirkpatrick-Phillips level 1 evaluation recorded in the EMS. For 2025, evaluation data was available for 596 out of 832 qualifying* learning-related events (or 72 per cent). The figures include events (19) in which evaluation data was obtained on a discretionary basis.

*As per the UNITAR Evaluation Policy.



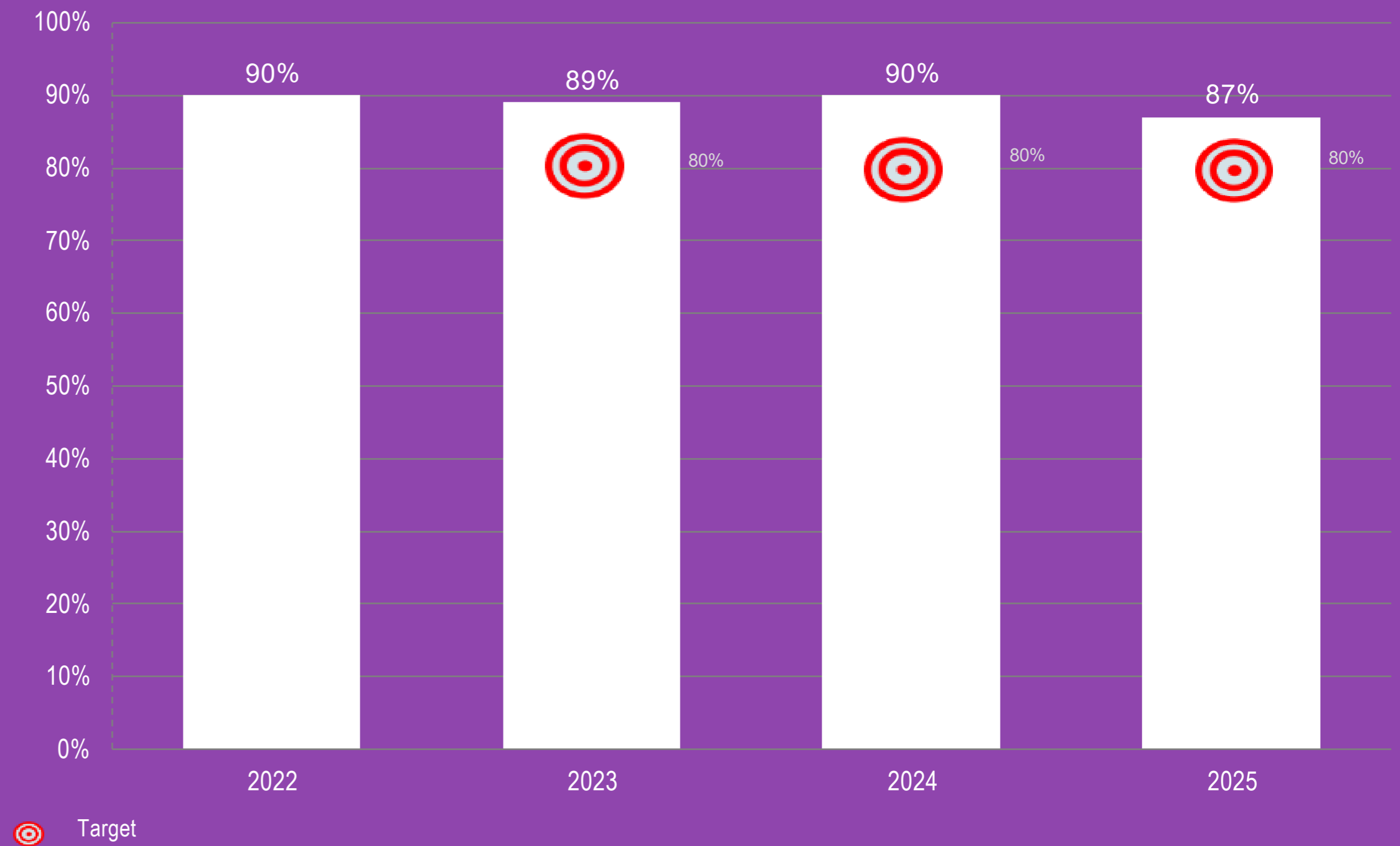
% OF SAMPLED RESPONDENTS CONFIRMING APPLICATION


Proportion of randomly sampled participants from learning-related events confirming having applied knowledge and/or skills from UNITAR training. Actual values should not be interpreted as representing all learning-related participants, but only those that were included in the survey (some participants were excluded from the survey due to invalid or missing email addresses). The response rate for 2025 was 86 per cent, with a 90 per cent confidence level and 4.5 per cent error. (As of 2022, the indicator is measured as participants agreeing or strongly agreeing, in contrast to prior years in which the indicator was measured in binary terms).



% OF SAMPLED RESPONDENTS CONFIRMING APPLICATION TO SDGs

Proportion of randomly sampled participants from learning-related events agreeing or strongly agreeing that application of knowledge and/or skills from UNITAR training has contributed to SDGs. Actual values should not be interpreted as representing all learning-related events, but only those events that were included in the sample (some events were excluded from the sample due to invalid or missing email addresses of beneficiaries) and those beneficiaries who affirmed application of knowledge and skills.





FINANCE 2025

12-MONTH MINIMUM
OPERATIONAL
RESERVE

**Actual:
23 months**

% TARGET

 **192%**

BIENNIUM GROWTH
RATE (%)

3.8%

% TARGET

 **34%**



ANNUAL BUDGETARY
PERFORMANCE (%)

100%

% TARGET

 **105%**

MARKERS:

-  Above/on target
-  Approaching target
-  Below target

Details are provided on the following pages.



MINIMUM OPERATIONAL RESERVE

Maintenance of 12-month minimum operational reserve (binary indicator). The target was defined in November 2022. Therefore, it is not applicable to previous years. Illustrative targets are included for 2021 and 2022.

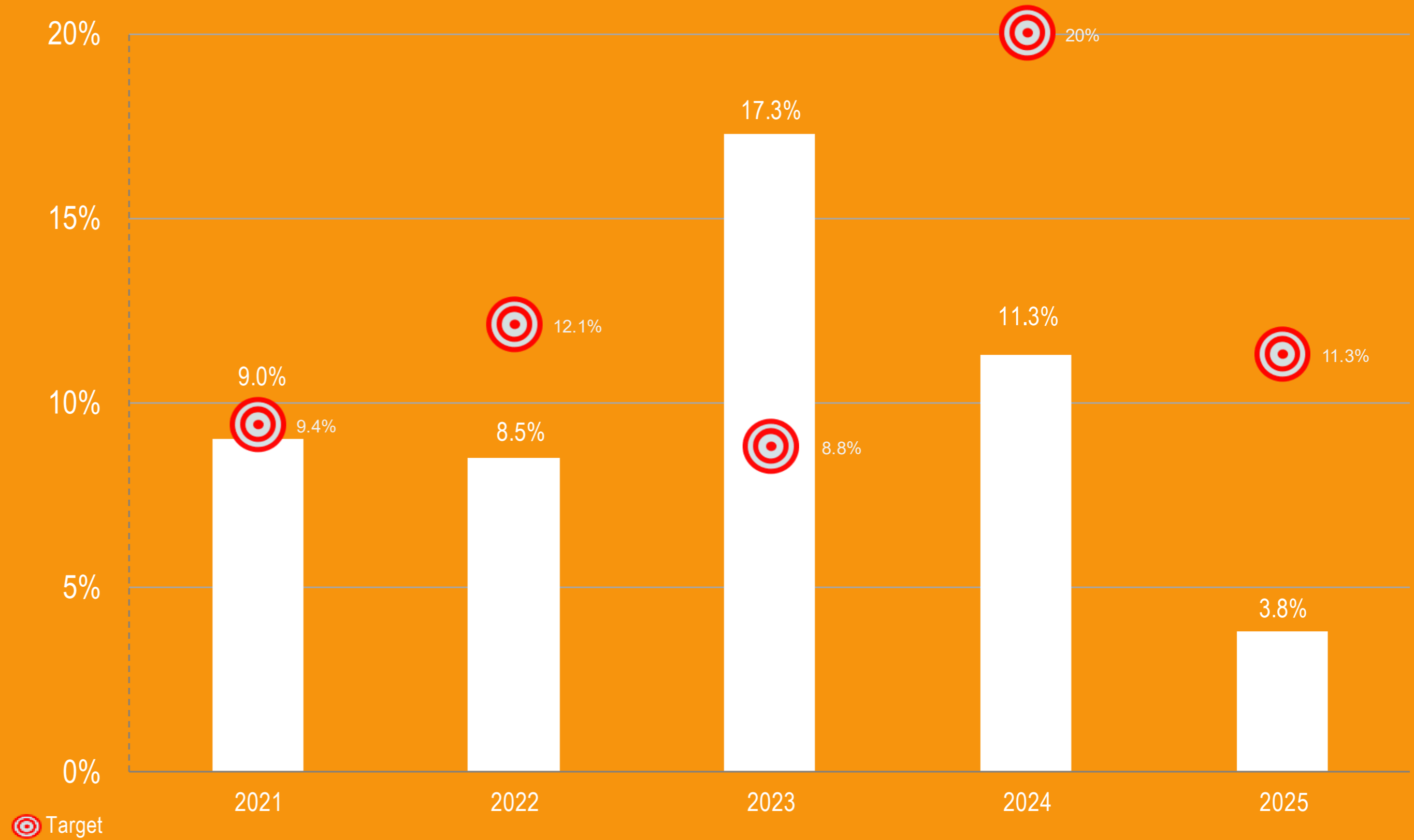




BIENNIUM GROWTH RATE(%)

Biennium growth rate based on expenditures/delivery on an actual to actual, cash basis. The target was defined in November 2022. Therefore, it is not applicable to previous years' figures. Illustrative targets are included for 2021 and 2022.

2025 growth rate is measured based on actual delivery (i.e. realized expenditures) rather than budgeted levels; it reflects effective implementation rather than the planning assumptions deliveries.





ANNUAL BUDGETARY PERFORMANCE

Annual budgetary performance measured by financial delivery against budget. Minimum of 95 per cent.

The target was defined in November 2022. Therefore, it is not applicable to previous years' figures. Illustrative targets included for 2021 and 2022.

