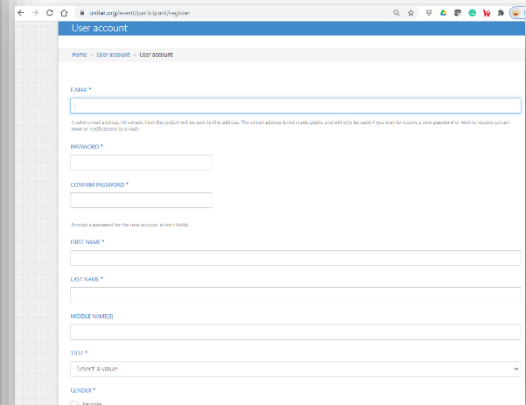
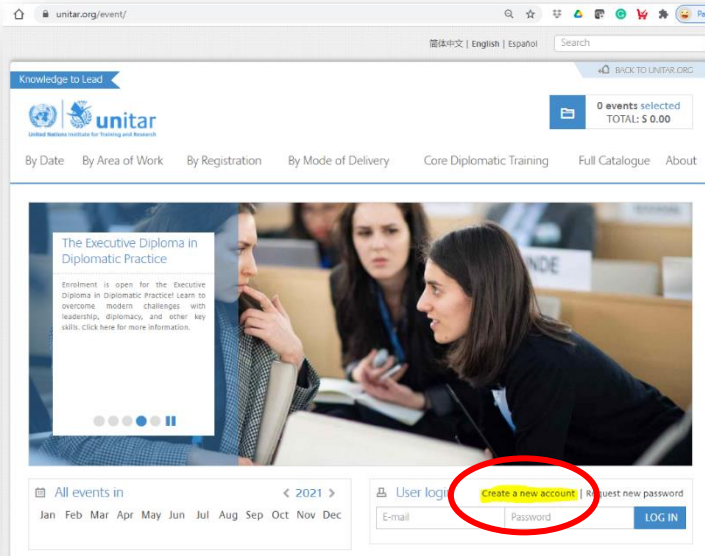
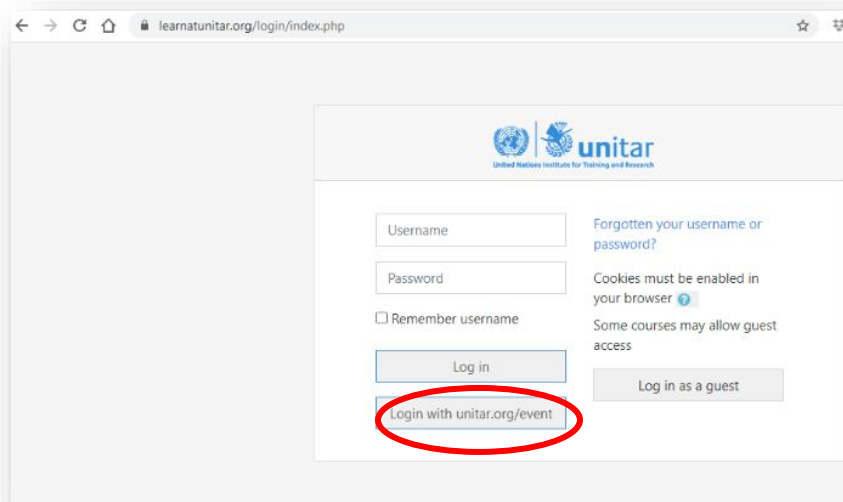


HOW TO ACCESS WASTE MANAGEMENT AND CIRCULAR ECONOMY

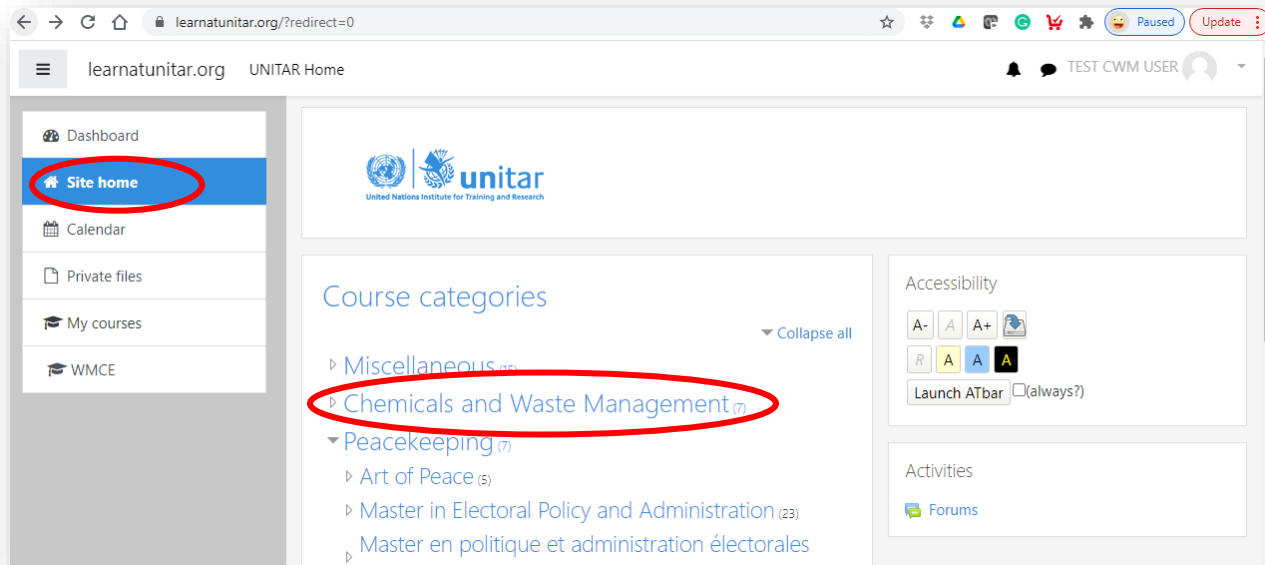
1. Register first at UNITAR Registration Platform: [Waste Management and Circular Economy | UNITAR](#)
 - If you don't have log in credentials, create an account at www.unitar.org/event



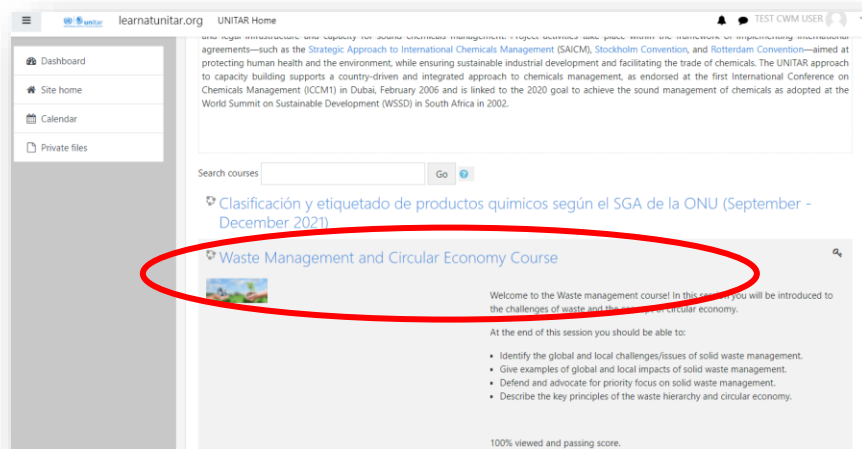
2. Once you are able to register on the event, please go to www.learnatunitar.org and log in using your credentials to the registration platform. Choose **login via unitar.org/event**



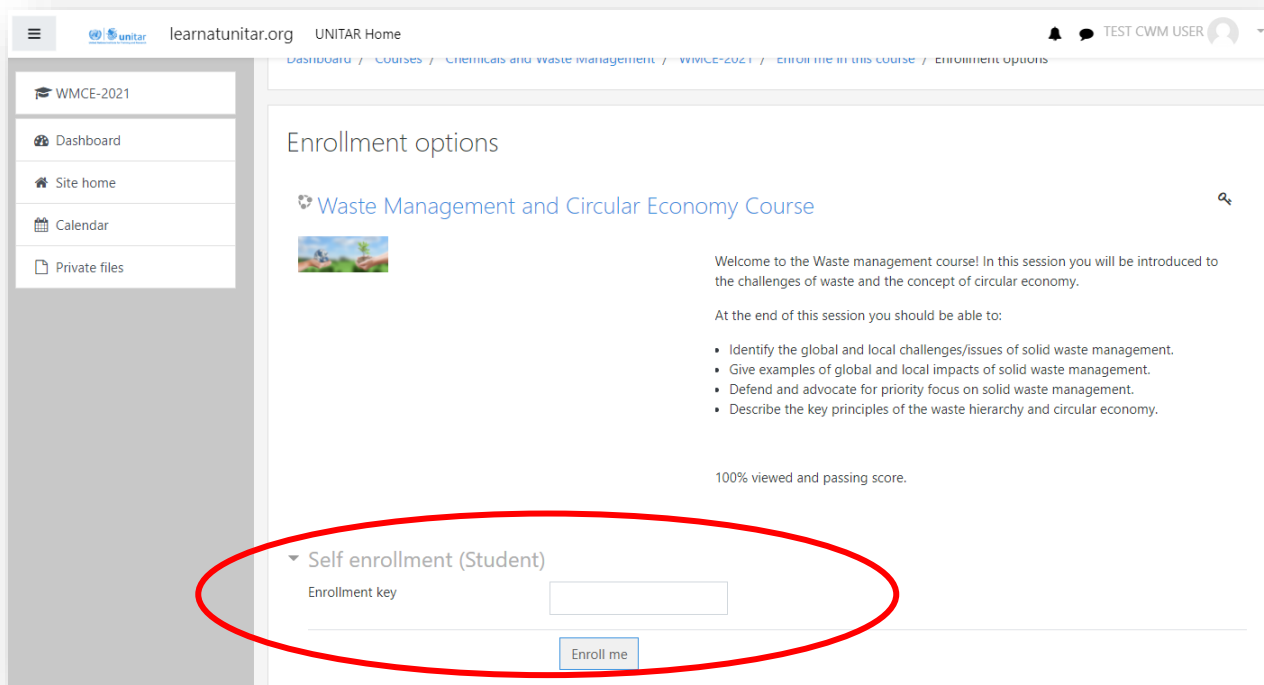
- Once logged in, please go to site home and click the Chemicals and Waste Management programme to see available courses under the programme.



- From the list, you can now choose the **Waste Management and Circular Economy** from the course options.



5. In the Self-Enrollment (student) part, input the Enrollment Key, which is **Welcome2021**, and click on the **Enroll Me** button.



The screenshot shows the UNITAR learning management system interface. The top navigation bar includes the UNITAR logo, the URL 'learnatunitar.org', and the text 'UNITAR Home'. A user profile for 'TEST CWM USER' is visible in the top right. The breadcrumb trail indicates the current page is 'Enrollment options' for the 'Waste Management and Circular Economy Course'. The main content area features a course title, a small image, and a welcome message. Below this, a list of learning objectives is provided. At the bottom of the main content, it states '100% viewed and passing score.' The 'Self enrollment (Student)' section is highlighted with a red oval and contains an 'Enrollment key' input field and an 'Enroll me' button.

You should now be able to access the course and start your learning. Good luck!

Please contact cwm@unitar.org if you have any problems or questions.